


[VCEBraindump2go 70-533 Exam PDF and VCE(Aug-2016)145q&as Offer[NQ61-NQ66

2016/09 Microsoft New 70-533: Implementing Microsoft Azure Infrastructure Solutions Exam Questions Updated Today! Free Instant Download 70-533 Exam Dumps (PDF & VCE) 145 Q&As from Braindump2go.com Today!100% Real Exam Questions! 100% Exam Pass Guaranteed! 1.|2016/09 New 70-533 Exam Dumps (PDF & VCE) 145Q&As Download:
<http://www.braindump2go.com/70-533.html> 2.|2016/09 New 70-533 Exam Questions & Answers:
<https://drive.google.com/folderview?id=0B75b5xYLjSSNfjZVVmtFSVhfTExxZGdPTWFRUWNNoRWgzbfJ0NWtWMnhXZnBLWU1ZRWdhckk&usp=sharing> QUESTION 61Drag and Drop QuestionYou plan to deploy a cloud service named contosoapp that has a web role named contosoweb and a worker role named contosoimagepurge.You need to ensure the service meets the following requirements:- Contosoweb can be accessed over the Internet by using http. - Contosoimagepurge can only be accessed through tcp port 5001 from contosoweb.- Contosoimagepurge cannot be accessed directly over the Internet.Which configuration should you use? To answer, drag the appropriate configuration setting to the correct location in the service configuration file. Each configuration setting may be used once, more than once, or not at all. You may need to drag the split bar between panes or scroll to view content.



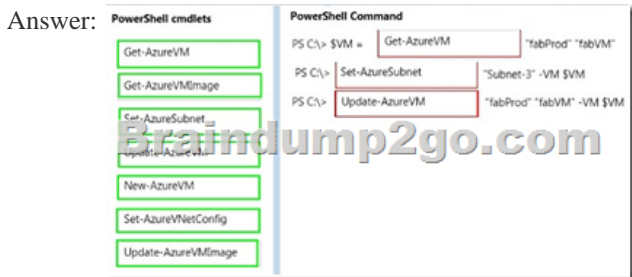
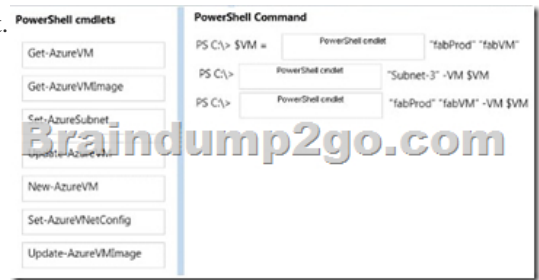
Answer:



Explanation:<http://www.codeproject.com/Articles/331391/Azure-Role-Endpoints-and-Network-Traffic-Rules> QUESTION 62Your company network includes two branch offices. Users at the company access internal virtual machines (VMs).You want to ensure secure communications between the branch offices and the internal VMs and network.You need to create a site-to-site VPN connection.What are two possible ways to achieve this goal? Each correct answer presents a complete solution. A. a private IPv4 IP address and a compatible VPN deviceB. a private IPv4 IP address and a RRAS running on Windows Server 2012C. a public-facing IPv4 IP address and a compatible VPN deviceD. a public-facing IPv4 IP address and a RRAS running on Windows Server 2012 Answer: CDEExplanation: C (not A): VPN Device IP Address - This is public facing IPv4 address of your on-premises VPN device that you'll use to connect to Azure. The VPN device cannot be located behind a NAT.D (Not B): At least one or preferably two publicly visible IP addresses: One of the IP addresses is used on the Windows Server 2012 machine that acts as the VPN device by using RRAS. The other optional IP address is to be used as the Default gateway for out-bound traffic from the on-premises network. If the second IP address is not available, it is possible to configure network address translation (NAT) on the RRAS machine itself, to be discussed in the following sections. It is important to note that the IP addresses must be public. They cannot be behind NAT and/or a firewall. QUESTION 63You manage a large datacenter that has limited physical space.You plan to extend your datacenter to Azure.You need to create a connection that supports a multiprotocol label switching (MPLS) virtual private network.Which connection type should you use? A. Site-to-siteB. VNet-VNetC. ExpressRouteD. Site-to-peer Answer: CExplanation:ExpressRoute provides even richer capabilities by allowing a dedicated MPLS connection to Azure. <http://azure.microsoft.com/en-us/services/expressroute/> QUESTION 64You manage a cloud service named fabrikam Reports that is deployed in an Azure data center.You deploy a virtual machine (VM) named fabrikamSQL into a virtual network named

fabrikamVNet.FabrikamReports must communicate with fabrikamSQL. You need to add fabrikam Reports to fabrikamVNet. Which file should you modify? A. the network configuration file for fabrikamVNetB. the service definition file (.csdef) for fabrikamReportsC. the service definition file (.csdef) for fabrikamSQLD. the service configuration file (.cscfg) for fabrikamReportsE. the service configuration file (.cscfg) fabrikamSQL Answer: BExplanation:Azure Service Definition Schema (.csdef File) The service definition file defines the service model for an application. The file contains the definitions for the roles that are available to a cloud service, specifies the service endpoints, and establishes configuration settings for the service.Incorrect: not D, not E: The service configuration file (.cscfg) specifies the number of role instances to deploy for each role in the service, the values of any configuration settings, and the thumbprints for any certificates associated with a role.

<http://msdn.microsoft.com/en-us/library/azure/ee758711.aspx> QUESTION 65You manage an application deployed to virtual machines (VMs) on an Azure virtual network named corpVnet1. You plan to hire several remote employees who will need access to the application on corpVnet1. You need to ensure that new employees can access corpVnet1. You want to achieve this goal by using the most cost effective solution. Which two actions should you perform? Each correct answer presents part of the solution. A. Create a VPN subnet.B. Enable point-to-point connectivity for corpVnet1.C. Enable point-to-site connectivity for corpVnet1.D. Create a gateway subnet.E. Enable site-to-site connectivity for corpVnet1.F. Convert corpVnet1 to a regional virtual network. Answer: ACEExplanation:A point-to-site VPN also allows you to create a secure connection to your virtual network. In a point-to-site configuration, the connection is configured individually on each client computer that you want to connect to the virtual network. Point-to-site connections do not require a VPN device. They work by using a VPN client that you install on each client computer. The VPN is established by manually starting the connection from the on-premises client computer. You can also configure the VPN client to automatically restart. QUESTION 66Drag and Drop QuestionYou have an Azure Virtual Network named fabVNet with three subnets named Subnet-1, Subnet-2 and Subnet-3. You have a virtual machine (VM) named fabVM running in the fabProd service. You need to modify fabVM to be deployed into Subnet-3. You want to achieve this goal by using the least amount of time and while causing the least amount of disruption to the existing deployment. What should you do? To answer, drag the appropriate Power Shell cmdlet to the correct location in the Power Shell command. Each cmdlet may be used once, more than once, or not at all. You may need to drag the split bar between panes or scroll to view content.



!!!RECOMMEND!!! 1.Brindump2go |2016/09 New 70-533 PDF & 70-533 VCE 145Q&As Download:
<http://www.brindump2go.com/70-533.html> 2.Brindump2go |2016/09 New 70-533 Questions & Answers:
<https://drive.google.com/folderview?id=0B75b5xYLjSSnfjZVVmtFSVhfTExxZGdPTWFRUWNNoRWgzbfJ0NWtWMnhXZnBLWU1ZRWdhckk&usp=sharing>